



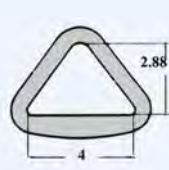
End Fitting Hardware

Delta Ring 2"
10,000 lb Rated



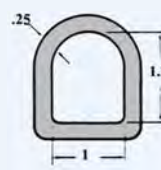
Part No. 62-D3

Delta Ring 4"
20,000 lb Rated



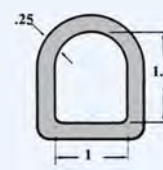
Part No. 62-D4

"D" Ring 1"
3,000 lb Rated



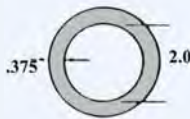
Part No. 62-D1

"D" Ring 2"
10,000 lb Rated



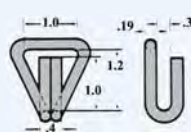
Part No. 62-D6

Round Ring
5,000 lb Rated



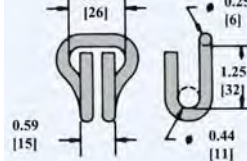
Part No. 62-D9

Wire Hook 1"
3,000 lb Rated



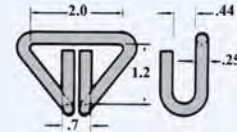
Part No. 63-W1

Wire Hook 1"
4,000 lb Rated



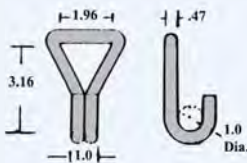
Part No. 63-W12

Wire Hook 2"
5,000 lb Rated



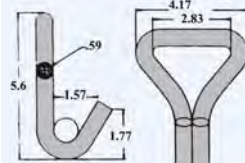
Part No. 63-W2

Wire Hook 2"
10,000 lb Rated



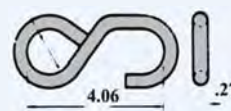
Part No. 63-W11

Wire Hook 3"
22,000 lb Rated



Part No. 63-W14

Open Hook 1"
1,200 lb Rated



Part No. 63-W3

(Plated)

Part No. 63-W4

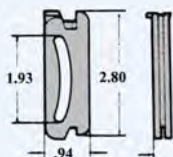
(Vinyl Coated)

Beam Socket
Use w/2x4 or
2x6 Lumber



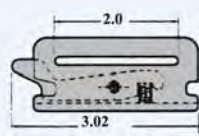
Part No. 5834

**Series E & A
Track Fitting 2"**
3,500 lb Rated



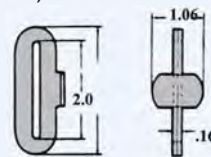
Part No. 66-E1

**Series E & A
Track Fitting 2"**
3,500 lb Rated
Spring Activated



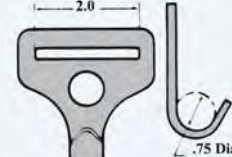
Part No. 66-E2

**Series F
Track Fitting 2"**
1,500 lb Rated



Part No. 66-E3

**Series F
Track Hook 2"**
1,000 lb Rated



Part No. 66-E6

