



CARGO CONTROL PRODUCTS

Logistic & Utility Strap Assemblies

Stock Strap Assemblies



1" Ratchet Strap with Vinyl S-Hook
Rated 1,200 lb
Working Load Limit 400 lb
Part No. 20W4144000 (12 ft)*



2" Utility Ratchet with Spring Fitting
Rated 3,500 lb
Working Load Limit 1,170 lb
Part No. 17E2144000 (12 ft)*



1" Ratchet Strap with Wire Hook
Rated 3,000 lb
Working Load Limit 1,000 lb
Part No. 20W1180000 (15 ft)*



2" Cam Buckle with Spring Fitting
Rated 3,000 lb
Working Load Limit 1,000 lb
Part No. 14E2144000 (12 ft)*



1" Endless Strap with Cam Buckle
Rated 1,500 lb
Working Load Limit 500 lb
Part No. 1300960000 (8 ft)*



2" Rope Tie-Off (shown w/Spring Fitting)
Rated 3,500 lb
Working Load Limit 1,165 lb
Part No. 07E26 (6 in) with Spring Fitting*
Part No. 07E16 (6 in) with 3 pc. Fitting*



1 3/4" Series E Strap Overcenter Buckle with Spring Fitting
Rated 3,500 lb
Working Load Limit 1,170 lb
Part No. 23E1144000 (12 ft)*



2" Long Wide Handle Ratchet with Wire Hooks
Rated 10,000 lb
Working Load Limit 3,300 lb
Part No. 18W1132400 (27 ft)*



1" Ratchet Strap with Wire Hook
Rated 1,200 lb
Working Load Limit 400 lb
Part No. 19W1120000 (10 ft)*

*Other lengths available upon request.





Flat Hook Assembly

Width	Part No (27 ft)	Part No (30 ft)	Rating	WLL
2"	25H2324000	25H2360000	10,000 lbs	3,300 lbs
3"	35H4324000	35H4360000	15,000 lbs	5,000 lbs
4"	45H4324000	45H4360000	15,000 lbs	5,000 lbs



Chain Extension Assembly

Width	Part No (27 ft)	Part No (30 ft)	Rating	WLL
2"	25C2324000	25C2360000	10,000 lbs	3,300 lbs
3"	35C2324000	35C2360000	15,000 lbs	5,000 lbs
4"	45C2324000	45C2360000	16,200 lbs	5,400 lbs



Grab Hook Assembly

Width	Part No (27 ft)	Part No (30 ft)	Rating	WLL
2"	25C1324000	25C1360000	10,000 lbs	3,300 lbs
3"	35C1324000	35C1360000	15,000 lbs	5,000 lbs
4"	45C1324000	45C1360000	16,200 lbs	5,400 lbs



Delta Ring Assembly

Width	Part No (27 ft)	Part No (30 ft)	Rating	WLL
2"	25D3324000	25D3360000	10,000 lbs	3,300 lbs
3"	35D4324000	35D4360000	15,000 lbs	5,000 lbs
4"	45D4324000	45D4360000	20,000 lbs	6,666 lbs



2" Standard Short Handle Ratchet with Flat Hooks

Width	Part No (27 ft)	Part No (30 ft)	Rating	WLL
2"	16H2324000	16H2360000	10,000 lbs	3,300 lbs



2" Long Wide Handle Ratchet with Flat Hooks

Width	Part No (27 ft)	Part No (30 ft)	Rating	WLL
2"	18H2324000	18H2360000	10,000 lbs	3,300 lbs



3" & 4" Long Handle Ratchet with Flat Hooks

Width	Part No (27 ft)	Part No (30 ft)	Rating	WLL
3"	22H4324000	22H4360000	15,000 lbs	5,000 lbs
4"	24H4324000	24H4360000	15,000 lbs	5,000 lbs



3" & 4" Long Handle Ratchet with Chain Extensions

Width	Part No (27 ft)	Part No (30 ft)	Rating	WLL
3"	22C2324000	22C2360000	15,000 lbs	5,000 lbs
4"	24C2324000	24C2360000	15,000 lbs	5,000 lbs



3" & 4" Long Handle Ratchet with Grab Hooks

Width	Part No (27 ft)	Part No (30 ft)	Rating	WLL
3"	22C1324000	22C1360000	15,000 lbs	5,000 lbs
4"	24C1324000	24C1360000	15,000 lbs	5,000 lbs





Safety Considerations

Working Load Limit Information

The Commercial Vehicle Safety Alliance (CVSA), an Association of State and Provincial Officials, is responsible for the administration and enforcement of Motor Carrier Safety Laws in the United States, Canada and Mexico.

ALP Web Products Division has followed the recommendations of the CVSA - Cargo Securement Tie-Down Guidelines. These guidelines recommend that straps for securing loads on commercial vehicles are labeled to indicate a "Working Load Limit" of 1/3 of the minimum breaking strength of the strap assembly. We have published the Working Load Limit of all assemblies, each meeting or exceeding the requirements of the CVSA.

Caution

- Do not use cargo assemblies for lifting applications (Consult section on Synthetic Slings).
- Do not use Cargo Assemblies beyond their Working Load Limit.

Inspection and Care of Synthetic Tie-Downs and Components

A good tie-down inspection program is based upon:

- Consistent inspections prior to product use
- Respect for the capabilities and limitations
- Good judgement
- Efficient record keeping

Strap assemblies should be discarded if any of the following are present:

- Exposure to temperature above 194°F (90°C) or below -40°F (-40°C)
- Melting and charring of any part of the synthetic fabric
- Snags, punctures, tears or cuts
- Broken or worn stitches
- Distortion of component hardware
- Knot (which greatly reduce the strength of the strap assembly)

To maintain the quality and life of tie-downs and components:

- Avoid overloading strap assemblies and components
- Keep strap assemblies from coming in contact with sharp edges



Part Number Identification

TO AVOID ERRORS IN THE INTERPRETATION OF PRODUCT REQUIREMENT, WE URGE YOU TO USE THE PRODUCT CODES WHENEVER POSSIBLE.

NOTE: If an end fitting is purchased by itself, the complete part number is used (i.e., 65-H2) as listed in the “Hardware” section. If the end fitting is used as part of the strap assembly, only the part number following the dash is used (i.e., H2).

Part No. 18-H2-324

- The first two numbers of any ratchet assembly represent the main part of the strap assembly (webbing, ratchet or buckle). See the codes below.
- The next two characters identify the end fitting (See the Hardware Section).
- The last group of digits indicate the overall length in inches.

Therefore, the above part number represents a 2x27 ft. overall length Ratchet Strap Assembly with a Long Wide Handle Ratchet and Flat Hooks each end.

Webbing Fabric

Part No.			Color
6012	1" Nylon Treated	2,500 lbs	Blue
6013	1" Nylon Treated	4,500 lbs	Blue
6019	2" Polyester Treated	6,500 lbs	Gray
6020	2" Polyester Treated	6,500 lbs	Yellow
6021	2" Polyester Treated	6,500 lbs	Blue
6025	2" Polyester Treated	10,000 lbs	Yellow
6026	2" Polyester Treated	12,000 lbs	Yellow
6035	3" Polyester Treated	15,000 lbs	Yellow
6036	3" Polyester Treated	18,000 lbs	Yellow
6045	4" Polyester Treated	20,000 lbs	Yellow
6046	4" Polyester Treated	24,000 lbs	Yellow

Buckle & Ratchet Identification

Code	Web Size	Description
12	1 inch	22-B2 Cam Buckle Assembly
13	1 inch	22-B4 Cam Buckle Assembly
14	2 inches	22-B5 Cam Buckle Assembly
15	2 inches	2000 Short Wide Handle Ratchet 11,000 lbs.
16	2 inches	2001 Standard Short Handle Ratchet 11,000 lbs.
17	2 inches	2011 Utility Ratchet 4,000 lbs.
18	2 inches	2002 Long Wide Handle Ratchet 11,000 lbs.
19	1 inch	2003 Mini Ratchet (Light Duty) 1,200 lbs.
20	1 inch	2004 Mini Ratchet (Heavy Duty) 3,000 lbs.
22	3 inches	2014 Heavy Duty Long Handle Ratchet 22,000 lbs.
23	2 inches	2103 Overcenter Buckle (Series E/F Strap)
24	4 inches	2015 Heavy Duty Long Handle Ratchet 24,000 lbs.



Winches & Bars

Winches



Standard Weld-In-Place
Part No. 5510



Low Profile Weld-In-Place
Part No. 5511



Standard Portable
(2 Set Screws)
Part No. 5513



Low Profile Portable
Part No. 5514

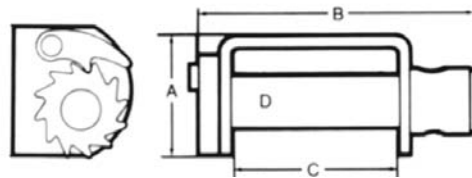


Standard Sliding
Part No. 5515



Deep Storable Sliding
Part No. 5516

Part Number	A	B	C	D	Weight (lbs)
5510	5-1/2"	7-7/8"	4-7/8"	2"	8.8
5511	4-1/8"	7-7/8"	4-7/8"	2"	7.8
5513	5-1/2"	7-7/8"	4-7/8"	2"	9.5
5514	4-1/8"	7-7/8"	4-7/8"	2"	9.2
5515	5-1/2"	7-7/8"	4-7/8"	2"	9.5
5516	6-7/8"	7-7/8"	4-7/8"	2"	10.5



Steel Slider Track - Length 6 ft
(For use with 5515 & 5516)
Part No. 7514



Winch Bar
Painted & Knurled Handle
Part No. 5542



Winch Bar
Chrome Combination
Part No. 5543



Chrome Winch Bar
Part No. 5544





Buckle & Ratchet Specifications

Cam Buckles & Ratchets - 1" Webbing



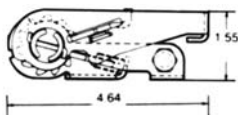
1,500 lb Rated
Part No. 22-B4



1,200 lb Rated
Part No. 2003



3,000 lb Rated
Part No. 2004



Cam Buckles & Ratchets - 2" Webbing



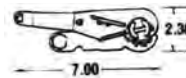
3,000 lb Rated
Part No. 22-B5



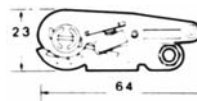
Overcenter Buckle
1,500 lb Rated
Part No. 2103



Short Wide Handle
11,000 lb Rated
Part No. 2000



Standard Handle
11,000 lb Rated
Part No. 2001



Continued Next Page

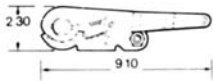


Buckle & Ratchet Specifications

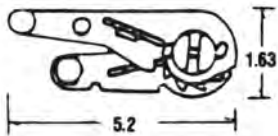
Cam Buckles & Ratchets - 2" Webbing (continued)



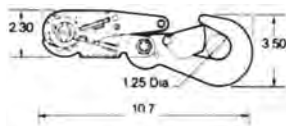
Long Wide Handle
11,000 lb Rated
Part No. 2002



Utility Ratchet
4,000 lb Rated
Part No. 2011



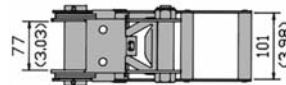
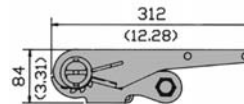
Hook End
Standard Handle
5,000 lb Rated
Part No. 2008



Cam Buckles & Ratchets - 3" Webbing



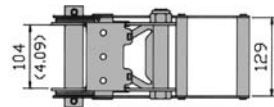
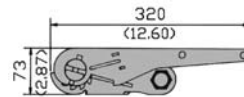
3" Heavy Duty Long
Handle
22,000 lb Rated
Part No. 2014



Cam Buckles & Ratchets - 4" Webbing



4" Heavy Duty Long
Handle
24,000 lb Rated
Part No. 2015





End Fitting Hardware

Delta Ring 2"
10,000 lb Rated

Part No. 62-D3

Delta Ring 4"
20,000 lb Rated

Part No. 62-D4

"D" Ring 1"
3,000 lb Rated

Part No. 62-D1

"D" Ring 2"
10,000 lb Rated

Part No. 62-D6

Round Ring
5,000 lb Rated

Part No. 62-D9

Wire Hook 1"
3,000 lb Rated

Part No. 63-W1

Wire Hook 1"
4,000 lb Rated

Part No. 63-W12

Wire Hook 2"
5,000 lb Rated

Part No. 63-W2

Wire Hook 2"
10,000 lb Rated

Part No. 63-W11

Wire Hook 3"
22,000 lb Rated

Part No. 63-W14

Open Hook 1"
1,200 lb Rated

Part No. 63-W3
(Plated)

Part No. 63-W4
(Vinyl Coated)

Beam Socket
Use w/2x4 or 2x6 Lumber

Part No. 5834

Series E & A
Track Fitting 2"
3,500 lb Rated

Part No. 66-E1

Series E & A
Track Fitting 2"
3,500 lb Rated
Spring Activated

Part No. 66-E2

Series F
Track Fitting 2"
1,500 lb Rated

Part No. 66-E3

Series F
Track Hook 2"
1,000 lb Rated

Part No. 66-E6



Flat Hook 2"
10,000 lb Rated

Part No. 65-H2

Flat Hook 3" & 4"
15,000 lb Rated

Part No. 65-H4

Flat Hook 2"
6,000 lb Rated

Part No. 65-H3

Snap Hook 1"
3,000 lb Rated

Part No. 64-S3

Snap Hook 2"
5,000 lb Rated

Part No. 64-S1

Snap Hook 2" w/Spacer
5,000 lb Rated

Part No. 64-S8

Twisted Snap Hook 2"
10,000 lb Rated

Part No. 64-S2

Forged Snap Hook 2"
10,000 lb Rated

Part No. 64-S4

Snap Hook w/Spacers 2"
11,000 lb Rated

Part No. 64-S9

Bolt on Hook 2"
11,000 lb Rated

Part No. 64-JH

Bolt on Swivel J Hook 2"
11,000 lb Rated

Part No. 64-SJH

Bolt on Flat Stock 2"
5,000 lb Rated

Part No. 64-FS

Grab Hook Assembly
16,200 lb Rated

Part No. 70-C1

Chain Anchor Assembly
16,200 lb Rated

Part No. 70-C2

Chain Ratchet Adapter 2"
11,000 lb Rated

Part No. 70-C3

Cluster Hook (RTJ)

R Hook - General Motors & Chrysler
16,000 lb Rated

T Hook - Ford
25,000 lb Rated

J Hook - Import
12,000 lb Rated

Part No. 70-C5





Specialty Straps

Vehicle Recovery Straps

	Warning !
<p>Vehicle Recovery Straps are not designed or approved for use in lifting applications.</p>	



2 Ply Heavy Duty Nylon Construction

2 in, 3 in, and 4 in Widths
20 ft & 30 ft Lengths

Custom Lengths Available

Waste/Rolloff Container Hooks

Waste and Rolloff Container Hooks secure the container from moving and shifting during transit. Used with 4" wide straps, they have a specially designed hook to fit your container. Style 2 allows webbing to be changed in the field.



Waste/Rolloff Container - Style 1
Part No. 5525DH0000



Waste/Rolloff Container - Style 2
(Webbing may be changed in the field)
Part No. 87A3235001





Chains & Load Binders

Ratchet Chain Binder

Stock Number	Chain Grade Usage	Min.-Max Chain Size (in.)	Working Load Limit (lbs)	Proof Load (lbs)	Weight Each (lbs)	Handle Length (in.)	Barrel Length (in.)	Take Up (in.)
4410101222 Blue	Gr 43 & 70	5/16-3/8	6600	13200	11.23	14	10	8.0



Lever Chain Binder

Stock Number	Std. Pkg.	Min.-Max Chain Size (in.)	Working Load Limit (lbs)	Proof Load (lbs)	Weight Each (lbs)	Handle Length (in.)	Take Up (in.)
4410101232 Blue	4	5/16-3/8	5400	10800	7.02	16.00	4.50

Binder Chains

Size	Weight	Working Load Limit (lbs)*	Stock Number Yellow Dichromate
5/16x20ft w/ Grab Hooks	22 lbs per each	4700	1007020202
3/8x20ft w/ Grab Hooks	31 lbs per each	6600	1207020202






Other Cargo Control Products

Interior Bars

Series E & A Shoring/Decking Beam

Sturdy and durable, the "E" Bar is made from 6061-T6 heat-treated aluminum. Shoring and decking position will support 2,000 lb uniformly distributed.



Shoring/Decking Beam 1

Adjusts from 84.5" to 95.4" / 20.5 lb ea.
Part No. 5811

Shoring/Decking Beam 2

Adjusts from 90.8" to 101.7" / 21 lb ea.
Part No. 5812

GRIP-TITE® Bar

The GRIP-TITE® Bar, with a rubber foot pad on each end, expands to fit tightly against the sides of the trailer.



GRIP-TITE® Bar

Steel, Adjusts from 89" to 105" / 9.4 lb ea.
Part No. 5814S




Ratcheting GRIP-TITE® Bar

Steel Ratcheting, Adjusts from 89" to 105" / 9.4 lb ea.
Part No. 5814SR



“E” Track

The “E” Track is Designed for use with Shoring/Decking Beams and Series “E” Fittings.



“E” Track

Finish: Green
Material: 12 Gauge, High-Strength Steel
Length: Standard 10 ft
Weight: 17 lb
Part No. 7501

Corner Protector



Corner Protector Part No. 70-C4

For webbing widths up to 4”, durable super-strength Corner Protectors are designed for loads requiring extra protection for the strap or cargo.

Rubber Tension Ties

These durable Rubber Tension Ties hold items securely in place and provide constant tension with reinforced ends for added life.



Part Number	Strap Length	Overall Length
7910000000	10”	14”
7915000000	15”	20”
7921000000	21”	25”
7931000000	31”	35”
7941000000	41”	45”

