



## Buckle & Ratchet Specifications

### Cam Buckles & Ratchets - 1" Webbing



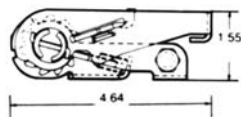
1,500 lb Rated  
Part No. 22-B4



1,200 lb Rated  
Part No. 2003



3,000 lb Rated  
Part No. 2004



### Cam Buckles & Ratchets - 2" Webbing



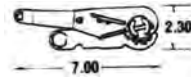
3,000 lb Rated  
Part No. 22-B5



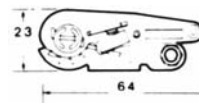
Overcenter Buckle  
1,500 lb Rated  
Part No. 2103



Short Wide Handle  
11,000 lb Rated  
Part No. 2000



Standard Handle  
11,000 lb Rated  
Part No. 2001



**Continued Next Page**

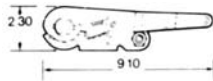


## Buckle & Ratchet Specifications

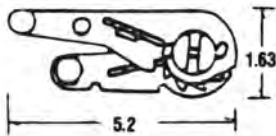
### Cam Buckles & Ratchets - 2" Webbing (continued)



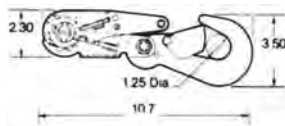
Long Wide Handle  
11,000 lb Rated  
Part No. 2002



Utility Ratchet  
4,000 lb Rated  
Part No. 2011



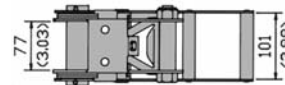
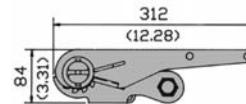
Hook End  
Standard Handle  
5,000 lb Rated  
Part No. 2008



### Cam Buckles & Ratchets - 3" Webbing



3" Heavy Duty Long  
Handle  
22,000 lb Rated  
Part No. 2014



### Cam Buckles & Ratchets - 4" Webbing



4" Heavy Duty Long  
Handle  
24,000 lb Rated  
Part No. 2015

